

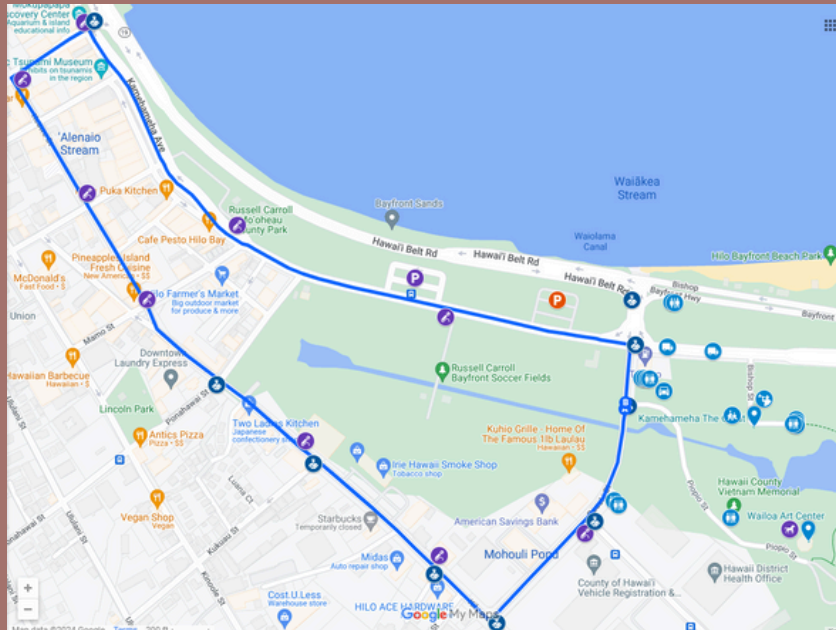
Merrie Monarch FESTIVAL



Merrie Monarch Parade Guidelines



PARADE ROUTE INFORMATION



Merrie Monarch Festival Royal Parade Guidelines

Aloha and mahalo for participating in the Annual Merrie Monarch Festival Royal Parade! These guidelines are in place to ensure a safe, organized, and enjoyable experience for all participants and spectators. Failure to comply with any of these rules and procedures may result in immediate removal from the parade and/or restriction from participation in future parades.

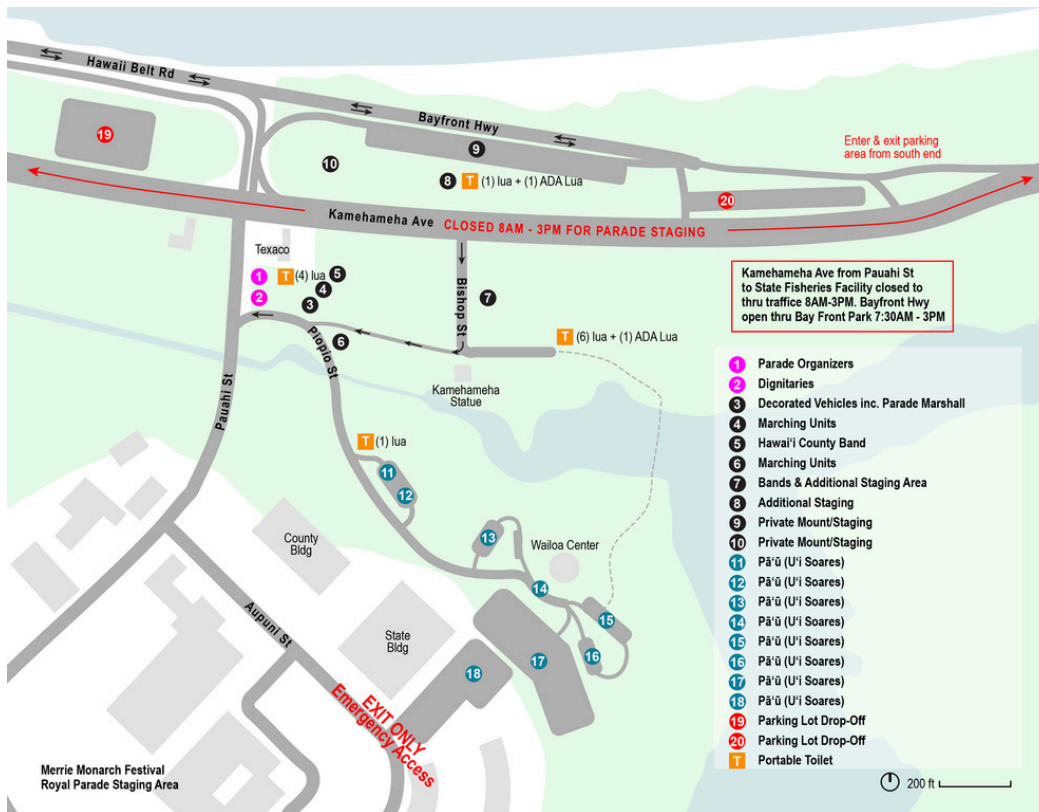
1. Parade Route & Staging Area

- The parade starts promptly at 10:30 A.M.
- Report Time: All units must arrive in the assembly area between 8:30 A.M. and 9:30 A.M.
- Lane Closures: Kamehameha Avenue closures begin at 8:00 A.M. The highway through Bay Front Park remains open to traffic traveling in both directions from 8:00 A.M. to 3:00 P.M.
- Parade Announcer Stations: There are nine announcer stations along the route, some with float and Paʻū judges. Do not stop or delay movement at these stations.

For a map of the parade route and staging area, visit:


[Google Maps Parade Route](#)

STAGING AREA



2. Staging & Entry Assignments

- All entries must line up in their assigned staging area. You may be reassigned by the parade committee or staging crew, but you cannot pick your own spot.
- Drop-off Points:
 - County Building Lot (Aupuni St.) – Drop-off and exit via Aupuni St.
 - Makai Parking Lot (Pauahi St.) – Across from Bayfront Motors
 - Kumu St. (Soccer Field Road) – Participants walk to staging area
 - Bayfront Park (across staging area) – No parking allowed, staging use only

 Vehicular access is strictly for parade vehicles only. Unauthorized vehicles will be towed at the owner's expense.

IMPORTANT INFORMATION

3. Parade Flow & Movement

- ✓ Forward motion must be maintained at all times. Stopping to perform is strictly prohibited.
- ✓ If the parade halts, participants must be ready to continue immediately without delay.
- ✓ Units must maintain proper spacing:
 - 10 feet between entries
 - 20 feet behind Pa'ū units or horse-mounted units
- ⊘ Failure to comply with movement rules may result in denial of entry in future parades.

4. Safety & Conduct

- ⊘ No disembarking from a moving vehicle or float unless in an emergency.
- ⚠ Floats carrying children under age 10 must have safety railings.
- ⊘ Alcohol consumption before or during the parade is strictly prohibited.
- ✓ Coolers for water, popsicles, and non-alcoholic beverages are allowed to keep participants hydrated.
- ⊘ No political campaign signs, shirts, or banners.
- ✓ All banners must clearly display the group's name.
- 💡 Reminder: Any participant appearing intoxicated or violating local, state, or federal laws will be removed from the parade.


IMPORTANT INFORMATION

5. Parade Etiquette


- ✔ Participants must not disrupt or mingle with parade spectators.
- ✔ All instructions from the parade committee, staging crew, marshals, volunteers, and law enforcement must be followed.

Mālama 'Āina:

- Clean up your area before leaving.
- Horse-mounted units must remove manure (do not shovel it onto plants).


 Any violation of Merrie Monarch Festival policies may result in immediate removal from the parade.


6. Inclement Weather & Communication

 The parade will proceed rain or shine unless severe weather makes it unsafe.

 If your group must cancel, contact the Merrie Monarch Parade Committee:

-  parade@merriemonarchfestival.org
-  (808) 935-9168

 **Please communicate these guidelines to all members of your group. Arrive on time, stay hydrated, and represent your organization and community with pride.**

 Mahalo for your participation! We look forward to celebrating with you at the parade!

MAHALO NUI TO OUR PARADE SUPPORTERS!

